

How to book a court online

[LOGIN](#) | [REGISTER](#)

1. Click on the blue "Book a court" button in the top right corner of any page on our website.

BOOK A COURT

2. **You are not able to book courts for the same day online.** If you are booking for today, please call 01689 880407 or look through these options and decide when you would like to play.

Earlybird Monday - Friday 7am - 9am (Courts 1 - 6)	Off Peak Monday - Friday 9am - 5pm Friday 8pm - 10pm Saturday 8am - 8pm Sunday 8am - 8pm (All indoor courts)	Peak Monday - Thursday 5pm - 10pm Friday 5pm - 8pm (All indoor courts)	Outdoor Monday - Friday 7am - 10pm Saturday 8am - 8pm Sunday 8am - 8pm (Summer months only)
Members £9 per hour Non Members £20 per hour	Members £18 per hour Non Members £20 per hour	Members £24 per hour Non Members £27 per hour	Members £8 per hour Non Members £10 per hour Floodlights are £6 per hour and not included in the court fee

3. Once you have decided when you want to play, scroll down and select your appointment type. Here you need to know if you want to book Earlybird, Off Peak, Peak or Outdoor and how long you would like to play for.

Please note, if you select a 120 minute appointment and there are none available your search will not return any results. In these cases, you may get more results if you select a 60 minute appointment as you will be able to see if there are any options for back to back bookings on different courts.

Book a Court My Account

Select Appointment type

4. After selecting the date you wish to book for, click the green search button.

Please note, this will show you the availability for the day you searched for, plus the two days after, just in case there is limited availability on the day you initially request.

SEARCH

- You will then be presented with a number of available start times on any of the available courts. Click on one of the green start times to make your booking.

Thursday January 12, 2023

Court 2
12:00 12:30 13:00

Court 3
11:00 11:30 12:00 12:30 13:00 13:30 14:00 14:30 15:00

Court 7
13:00


Court 9
11:00 11:30 12:00 12:30 13:00 13:30 14:00

Court 10
11:00 11:30 12:00 12:30 14:30 15:00 15:30

Court 4
13:00 13:30 14:00 14:30

Court 8
11:30 12:00 12:30 13:00 13:30

- A new tab will then open showing a summary of the booking you are making.



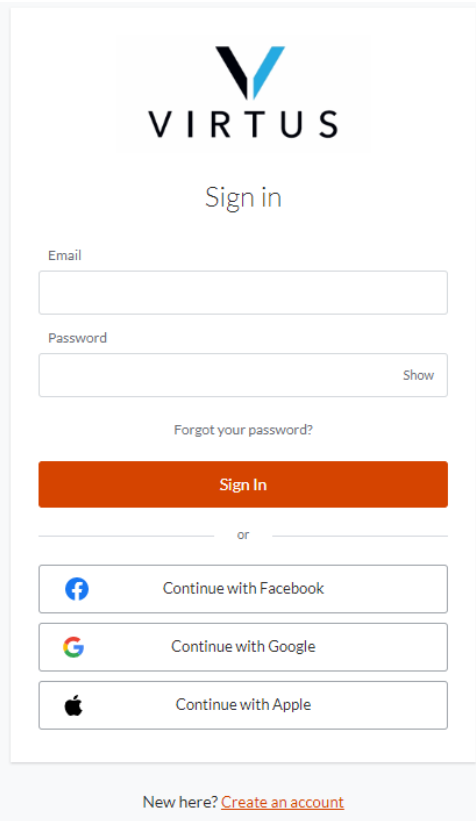
Summary

BTC
Off Peak 60
with Court 3
12:00 PM - 01:00 PM GMT | THU, JAN 12

Next


7. You will then be asked to sign in. If you have previously made an account, please use your log in details. If you have not booked anything online before, please click “create an account” at the bottom or log in with any of your social media accounts.

Please note, even if you have previously booked something at Bromley Tennis Centre, you will need to create an account. This will prompt the system to marry up your records with your current one – as long as you use the same email address. If you create a duplicate account, one of the team will be able to help you merge them together.



The screenshot shows the VIRTUS sign-in interface. At the top is the VIRTUS logo. Below it is the text "Sign in". There are two input fields: "Email" and "Password". The "Password" field has a "Show" button to its right. Below the password field is a link that says "Forgot your password?". A large orange button labeled "Sign In" is positioned below these fields. Underneath the "Sign In" button is the word "or" flanked by horizontal lines. Below this are three social media login options: "Continue with Facebook" (with a Facebook icon), "Continue with Google" (with a Google icon), and "Continue with Apple" (with an Apple icon). At the bottom of the page, there is a link that says "New here? [Create an account](#)".

8. You will then be shown your basket at the checkout to confirm the cost of your booking. If you are a member, it will show you the member price automatically.



The screenshot shows the VIRTUS checkout page. At the top is the VIRTUS logo. Below the logo, the word "Checkout" is displayed on the left, and a shopping cart icon with a green circle containing "EW" is on the right. Below this is a section titled "PASSES". Under "PASSES", there is one item listed: "Off Peak 60 Mins BTC" with a price of "£20.00" and a green circle containing "EW" to its right. At the bottom of the page, there is a large green button labeled "Next".

9. You will then be asked to enter your payment details and press "Check out".

YOUR CART	
Off Peak 60 Mins BTC Remove	£20.00
Tax	£0.00
Add promo code	▼
Total	£20.00

CARD INFO	
Name on card	
Card number	
Expiration	
January ▼	2023 ▼

BILLING ADDRESS	
Address	
City	
Country	
United Kingdom	▼
State	
Kent	▼
Postal code	

You will be charged when you tap Check Out

[Check Out](#)

10. Your booking is complete and you will receive an email to confirm this.

