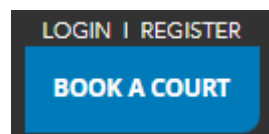


# How to book a court online

1. Click on the blue "Book a court" button in the top right corner of any page on our website.

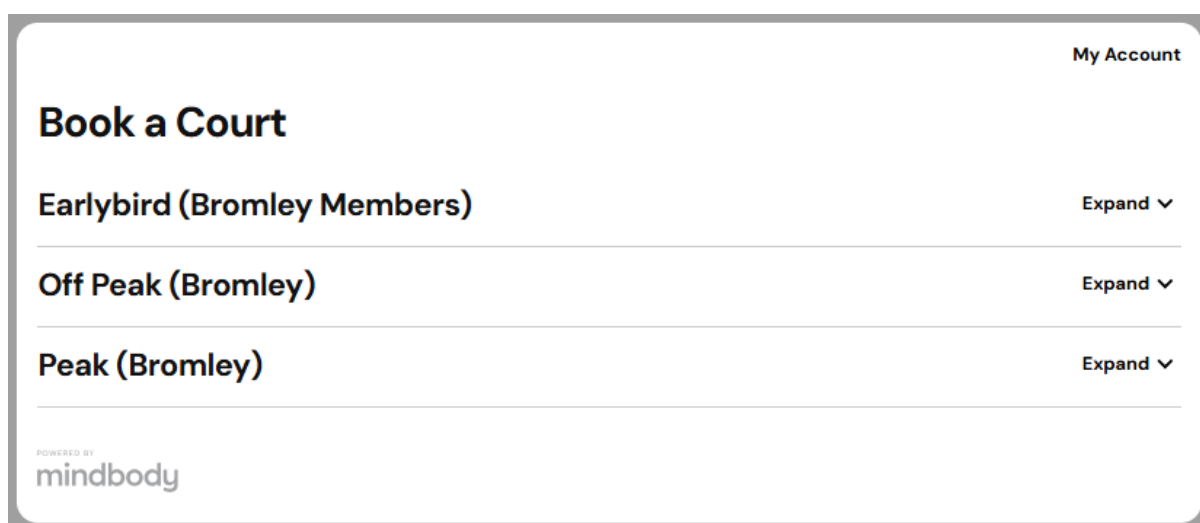


2. **You are not able to book courts for the same day online.** If you are booking for today, please call 01 689 880407 or look through these options and decide when you would like to play.

<p><b>Earlybird</b> <b>Monday - Friday</b> 7am - 9am (Courts 1 - 6)</p> <hr/> <p><b>Members</b> £10 per hour</p> <p><b>Non Members</b> £23 per hour</p>	<p><b>Off Peak</b> <b>Monday - Friday</b> 9am - 5pm <b>Friday</b> 8pm - 10pm <b>Saturday</b> 8am - 8pm <b>Sunday</b> 8am - 8pm (All indoor courts)</p> <hr/> <p><b>Members</b> £19 per hour</p> <p><b>Non Members</b> £23 per hour</p>	<p><b>Peak</b> <b>Monday - Thursday</b> 5pm - 10pm <b>Friday</b> 5pm - 8pm (All indoor courts)</p> <hr/> <p><b>Members</b> £25 per hour</p> <p><b>Non Members</b> £30 per hour</p>	<p><b>Outdoor</b> <b>Monday - Friday</b> 7am - 10pm <b>Saturday</b> 8am - 8pm <b>Sunday</b> 8am - 8pm (Summer months only)</p> <hr/> <p><b>Members</b> £11 per hour</p> <p><b>Non Members</b> £15 per hour</p>
---	--	--	--

3. Once you have decided when you want to play, scroll down and select your appointment type. Here you need to know if you want to book Off Peak or Peak and how long you would like to play for.

*Please note, if you select a 120 minute appointment and there are none available your search will not return any results. In these cases, you may get more results if you select a 60 minute appointment as you will be able to see if there are any options for back to back bookings on different courts.*



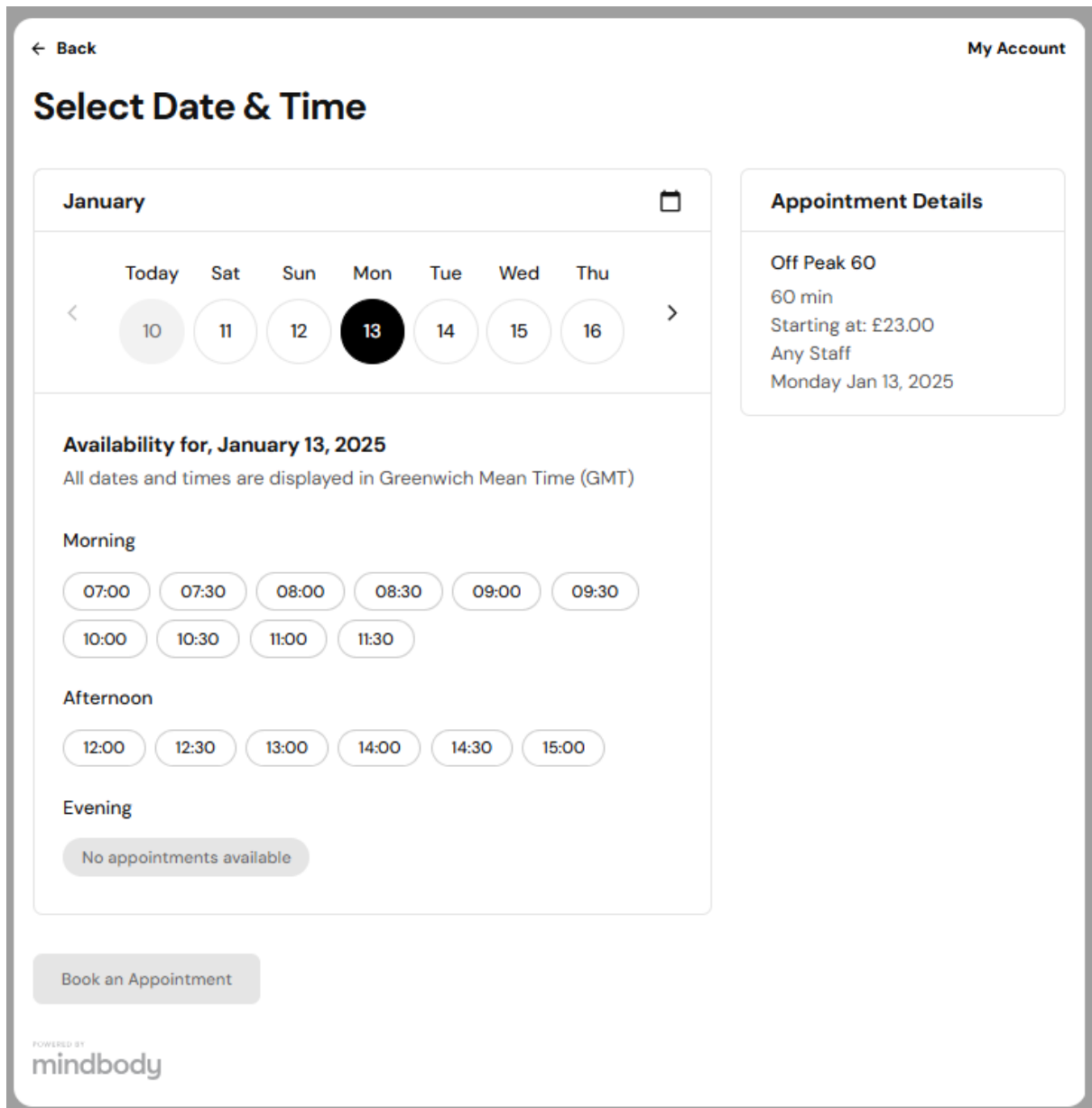
- After selecting the type of booking, select which court you would like to play on and press continue.

*Please note, we strongly advise selecting "Any Staff" as this will show you every court that is available. Our courts are very busy, so limiting yourself to just one option can reduce your options to play.*

The screenshot shows a mobile application interface for selecting a provider and court. At the top left, there is a back arrow and the text "Back". At the top right, there is a link for "My Account". The main heading is "Off Peak 60", with subtext "60 min • Starting at £23.00". Below this is the section "Select your provider". There are ten buttons, each with a person icon and a label: "Any Staff", "Court 1", "Court 10", "Court 2", "Court 3", "Court 4", "Court 5", "Court 6", "Court 7", "Court 8", and "Court 9". The "Any Staff" button is highlighted with a black border. At the bottom left, there is a green "Continue" button. At the bottom right, there is a logo for "mindbody" with the text "POWERED BY" above it.

5. After selecting your court, please select the date you would like to book for.

*Please note, if you would like to book for today you will need to call us to make that booking.*



6. You will then be presented with all of the start times available for your booking type and the day you wish to book for. Select your start time and click "Book appointment"

7. A new tab will then open showing a summary of the booking you are making.



## Summary

BTC

Off Peak 60

with Any Staff

11:00 AM - 12:00 PM GMT | MON, JAN 13




Confirm

- You will then be asked to sign in. If you have previously made an account, please use your log in details. If you have not booked anything online before, please click "create an account" at the bottom or log in with any of your social media accounts.

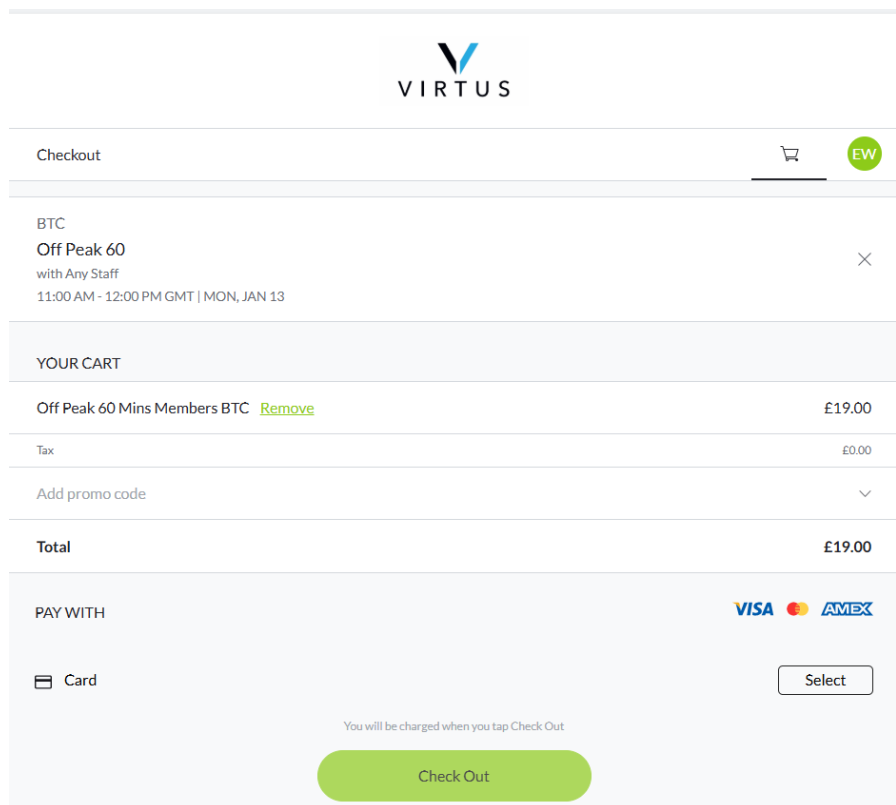
*Please note, even if you have previously booked something at Bromley Tennis Centre, you will need to create an account. This will prompt the system to marry up your records with your current one – as long as you use the same email address. If you create a duplicate account, one of the team will be able to help you merge them together.*

The image shows a mobile app sign-in screen for VIRTUS. At the top is the VIRTUS logo. Below it is the text "Sign in". There are two input fields: "Email" and "Password". The "Password" field has a "Show" button to its right. Below the password field is a link that says "Forgot your password?". There is a large orange "Sign In" button. Below this is a horizontal line with the word "or" in the center. Underneath are three buttons for social media login: "Continue with Facebook" (with a Facebook icon), "Continue with Google" (with a Google icon), and "Continue with Apple" (with an Apple icon). At the bottom of the screen, there is a link that says "New here? [Create an account](#)".

9. You will then be shown your basket at the checkout to confirm the cost of your booking. If you are a member, it will show you the member price automatically.



10. You will then be asked to enter your payment details and press "Check out".



11. Your booking is complete and you will receive an email to confirm this.

